


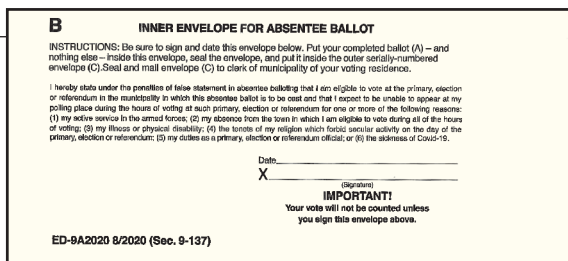
# Voting by Absentee Ballot? Follow these 4 Simple Steps...

1



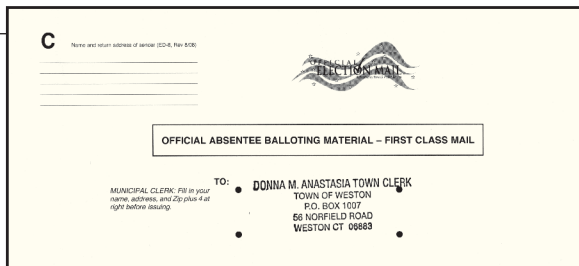
Mark your ballot carefully! Unlike a polling place, you cannot get a new ballot if you make a mistake. Make sure the ovals are filled in like this: 

2



Insert your completed ballot into the inner envelope, seal it, date it and then sign your name on the space with the “X” on the outside of the envelope. This is very important, if the inner envelope is not signed and dated, the ballot cannot be counted!

3



Place the inner envelope inside the outer mailing envelope and seal it. For this election, the outer envelope will not require postage.

4



Drop the postage paid envelope in the nearest mailbox. Or, if you are concerned about the time it takes to mail, drop it in your municipality’s secure drop box located near city/town hall. Many municipalities have more than one drop box. Check your local town/city website for exact locations.

**Congratulations! You voted!** Be sure to return your ballot to the Town Clerk as quickly as possible, it must arrive before 8 pm on Election Day, November 3, 2020 to be counted!